

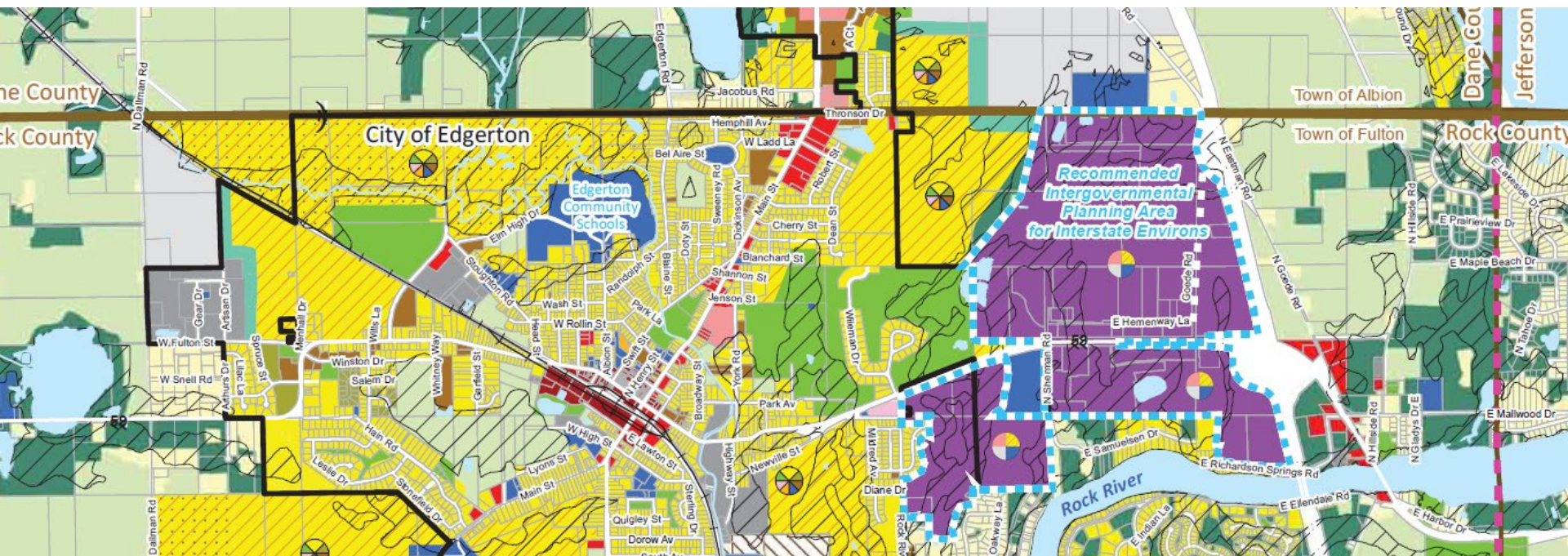
# CITY OF EDGERTON COMPREHENSIVE PLAN UPDATE PUBLIC VISIONING WORKSHOP

APRIL 2025 – ONLINE VERSION



# What is a Comprehensive Plan?

- Plan for growth & change for the next 20 years
- Per state law, every community is required to have a Comprehensive Plan
- Communities must their Plans every 10 years



# Nine Required Elements

1. Issues & Opportunities
2. Agricultural, Natural, & Cultural Resources
3. Land Use
4. Transportation
5. Utilities & Community Facilities
6. Housing
7. Economic Development
8. Intergovernmental Cooperation
9. Implementation



# What are the purposes of the Comprehensive Plan?

- Identify areas appropriate for **development and preservation** over the next 20+ years
- Recommend appropriate types of **land use** for specific areas in the City
- Direct **housing and commercial** development
- Identify needed **transportation and community facilities** to serve future land uses
- Provide detailed strategies to **implement** plan recommendations.



# KEY TOPICS FOR PLAN UPDATE



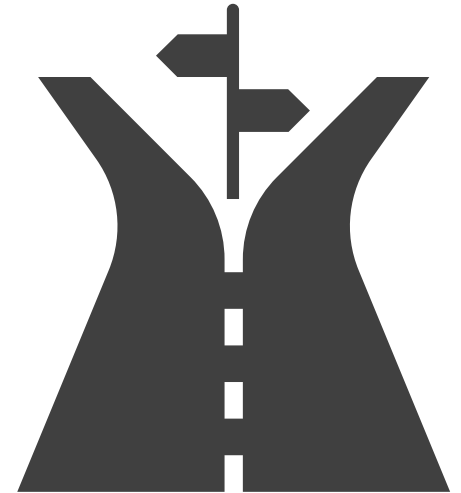
# Key Metrics: 2010-2023

- 2023 Population: 5,924
  - +8.5% since 2010
- Average Household Size: 2.58 people/household
  - ▣ +6.2% since 2010
- 2023 Median Household Income: \$84,185
  - ▣ +75.8% since 2010
- 2023 Per Capita Income: \$37,815
  - ▣ +53.9% since 2010



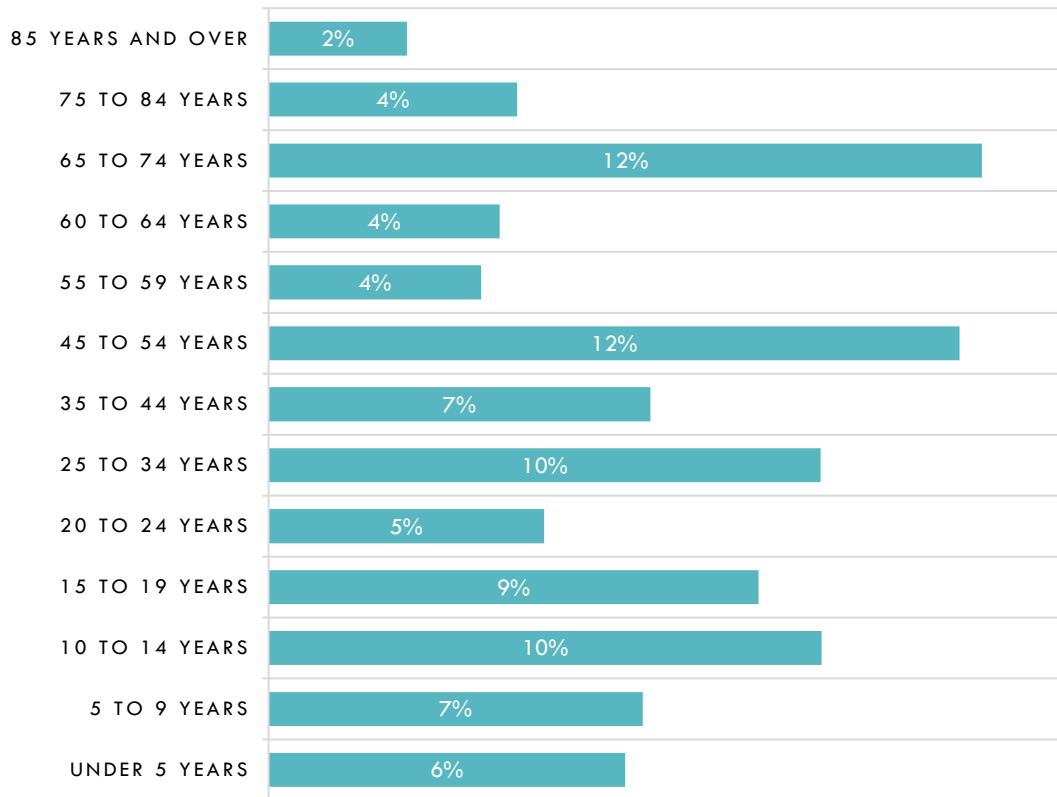
# Commuting and Employment Trends

- Most employed Edgerton residents work in Rock County, but an increasing percentage work in Dane County.
- Between 2010 and 2022:
  - ▣ The % of people working in Rock County decreased from 48% to 39%
  - ▣ The % of people working in Dane County increased from 22% to 30%



# Aging Population

## 2023 Population



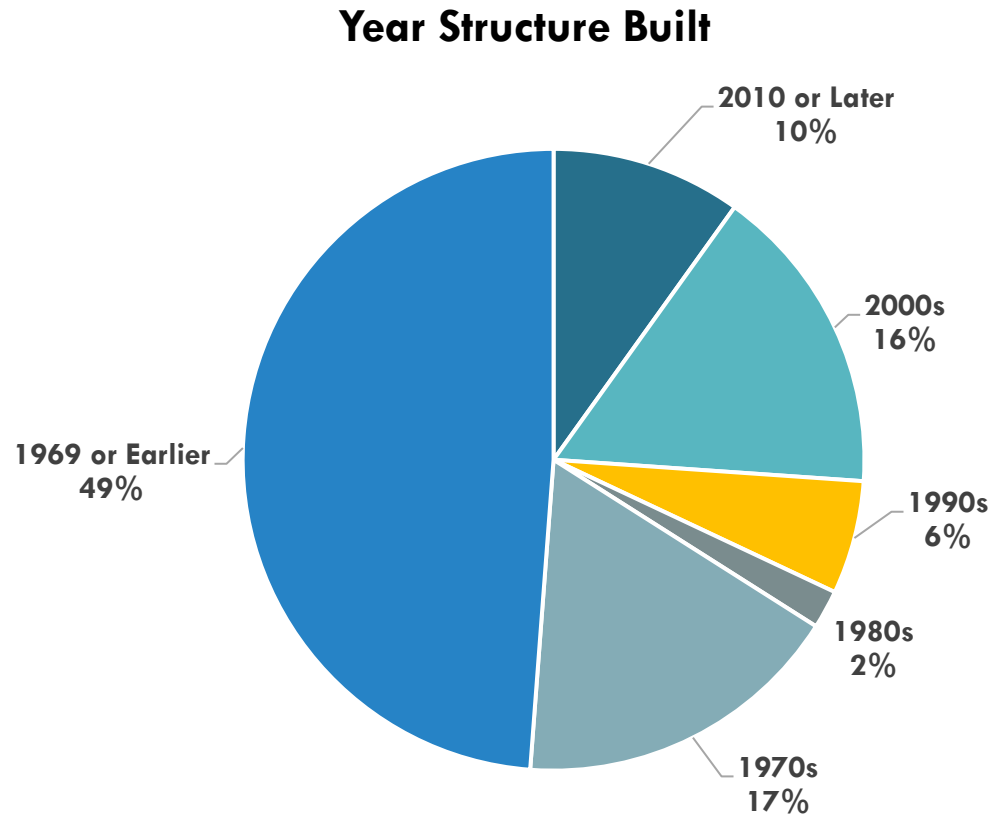
- Median age increased from 37.9 in 2010 to 38.4 in 2023
- Over 26% of the population was over 55 in 2023





# Edgerton's Housing Stock

- Edgerton's housing stock is generally older
- Only 10% of existing houses have been constructed since 2010
- Less than 1% of existing homes were constructed in 2020 or later



# Housing Characteristics

- Housing costs are rising. Between 2010 and 2023:
  - ▣ Median gross rent increased from \$673 to \$1,081
  - ▣ Median home values increased from \$150,000 to \$243,900
- Over 41% of Edgerton renters are paying more than they can afford for rent (over 30% of household income)
- Rising housing costs are consistent with state and national trends.



Opinions on housing?  
Be sure take the Public Input Survey at  
[cityofedgerton.com/master-plans](https://cityofedgerton.com/master-plans)



# PROJECT SCHEDULE



# PROJECT SCHEDULE

**February**

Review of existing plan, updated data, and existing conditions

**March 5**

Plan Commission Kickoff Meeting

**April 1-21**

Public Input Survey & Map (Online Option)

**April 14**

Public Visioning Workshop (In Person Option)

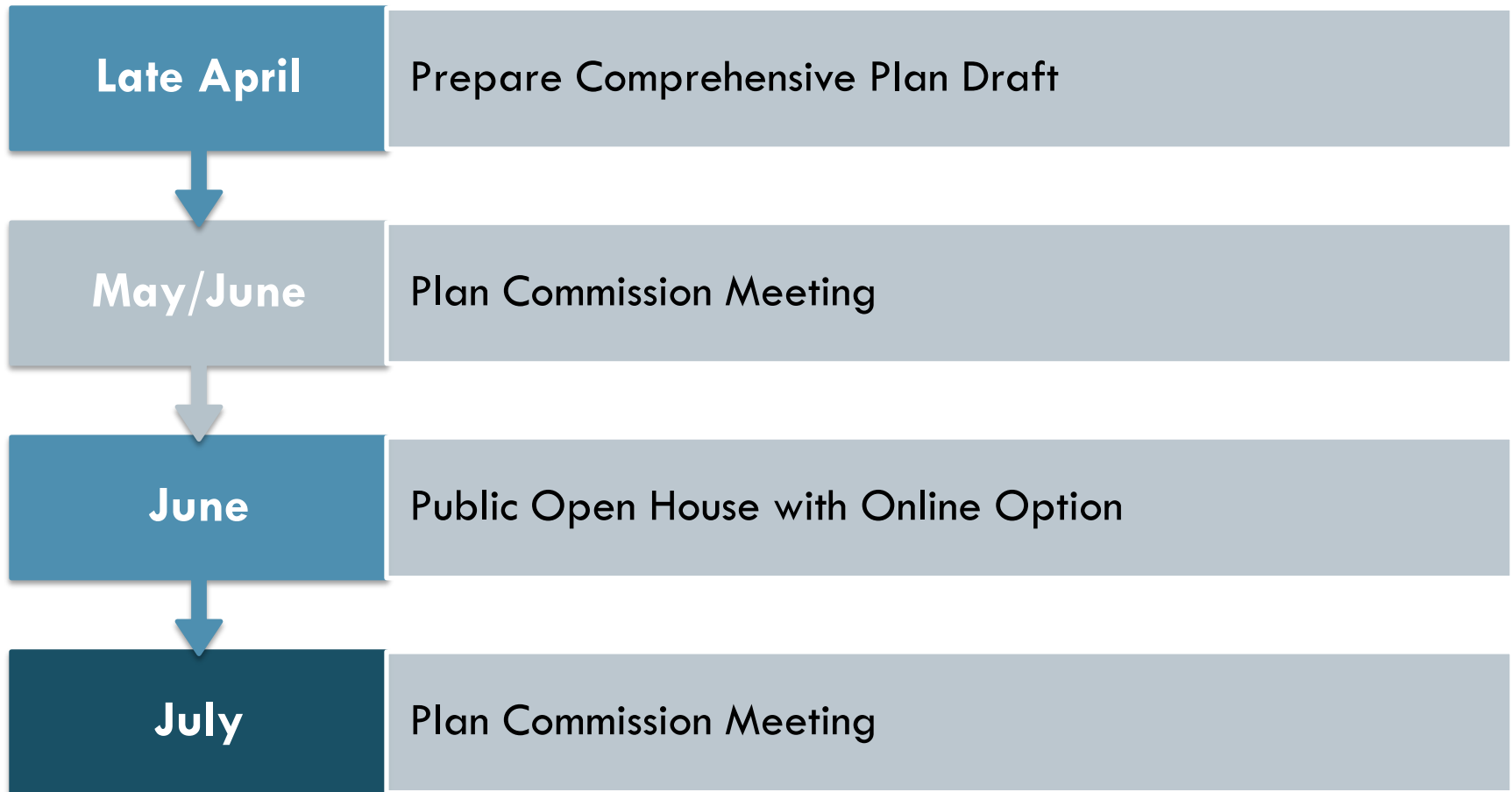
**Late April**

Focus Group Meetings

*NOW!*



# PROJECT SCHEDULE



# Project Schedule



# Thank you!

Thank you for reviewing this presentation!

Next Steps:

- Return to [cityofedgerton.com/master-plans](https://cityofedgerton.com/master-plans)
- Take the Public Input Survey
- Complete the Public Input Map





# Stay Up to Date!

---

[www.cityofedgerton.com/master-plans](http://www.cityofedgerton.com/master-plans)

